

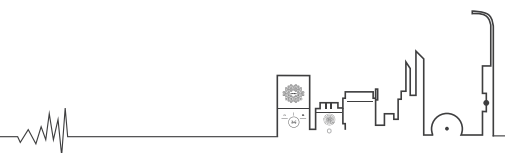
# NAS-8516

## IP INTERCOM TERMINAL



## MAIN FUNCTIONS

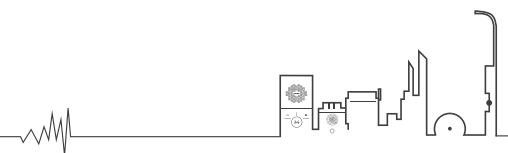
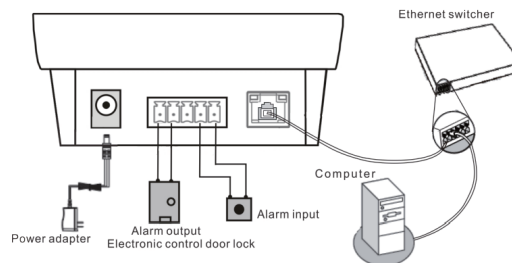
- Compact structure & delicate appearance, supporting desktop installation or wall-mounted installation.
- Equipped with numeric keypad, supporting one-touch calling to the designated terminal preset by web page.
- Supporting full duplex intercom by default, can be customized to PTT (Push-To-Talk) half duplex intercom under high noise environment.
- Built-in 3W speaker and microphone, available for hands-free calls.
- Equipped with 1×3.5mm Audio Line Output and 1×3.5mm Microphone Input interface which can be connected to headset.
- Equipped with 1×Alarm Input and 1×Alarm Output interface for external linkage with emergency button, infrared detector, smoke detector, alarm light or electronic door lock.
- Supporting initiating & receiving offline intercom without centralized management server software.
- Equipped with standard RJ45 interface, accessible to the system wherever Ethernet is available, supporting cross-segment and cross-router.



# SPECIFICATIONS

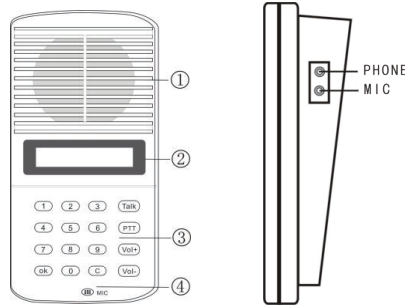
NAS-8516		
<b>Audio Parameters</b>	Codec protocol	G.711a、 G.711u、 PCM、 MP3
	Audio input	Build-in MIC
	Audio Sample Rate	20Hz-16KHz
	Built in MIC	Frequency Response:20Hz-20KHz, Sensitivity:-45dB
	Build-in Speaker	3W
<b>Network Parameters</b>	Communication	Full duplex
	Network	10/100M self-adaptive
	Protocol	TCP/IP、 UDP、 ARP、 ICMP、 IGMP、 SIP
<b>System Intergration</b>	Display	LCD 16 Char x 2
	Display Language	English
	Call Button	Double key, one key call
	Event Trigger	Alarm input interface, support server linkage
	Event Action	Cooperate with the server to achieve the task trigger broadcast, alarm, alarm and other functions
<b>Others Parameters</b>	Shell Color	Black
	Shell Material	Plastic
	Power Adaptor	DC12V/2A
	Power Consumption	<5W
	Interface	RJ45*1, Alarm input/output interface*1, Power adaptor interface*1, MIC input interface*1, handset input interface*1
	Work Environment	-10℃~55℃(14 °F to 131 °F) Humidity <90% RH (no condensing)
	Dimension	95.7x195.9x 50.6mm
	Weight	0.3 Kg
	Standard Accessory	Terminal (3.96-5P) *1、 Power adaptor*1、 Quick install-Guide*1、 Certificate and warranty card*1、 Half round head tapping screw*3、 Plastic expansion sleeve*3
	Language	English
	Warranty	2 Year

# WIRING



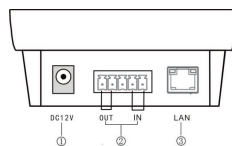
# INTERFACE

## Front

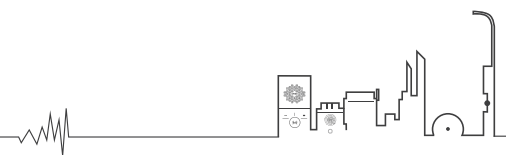


- ①Speaker: Restore the remote live voice.
- ②LCD Screen: Show terminal status
- ③Button: Calling buttons, Press button to call the server software preset terminal.
- ④Pickup microphone: Pick up the live voice.

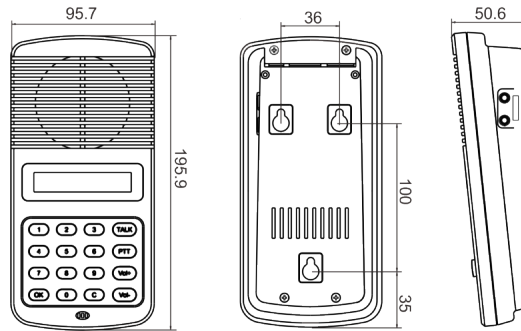
## Rear



- ①Power input: connect to DC 12V/2 A power supply
- ②Alarm input/ output:  
 Alarm input port has two pins, the two pins` state won`t affect the audio terminal working state in normal use, only when the two pins are short sub, then the audio terminal will make some special operations automatically (eg: generate an alarm signal and sent to the server or give an alarm from the local terminal etc.) Alarm button, signal generator all these devices can access to this port;  
 Alarm output port with 2 pins, this two pins usually in open circuit state, when the terminal receives a short circuit output signal from the server, then two short pin will automatically short-circuited together to play the alarm function (eg: open the electronic door lock). The alarm output maximum load current is 1A, and the highest voltage is AC100V (or DC24V);
- ③Network input port: Use the cable to connect server and terminal



# INSTALLATION

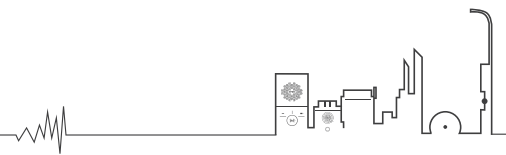
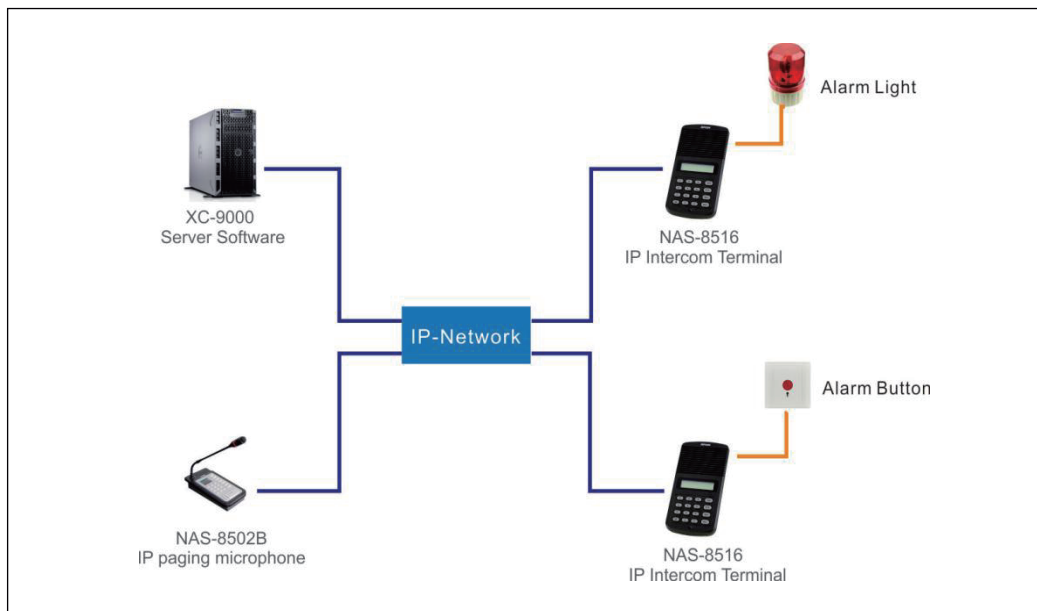


Installation instructions: The terminal can be installed on the desk or fixed on the wall by three cross screws.

# APPLICATION

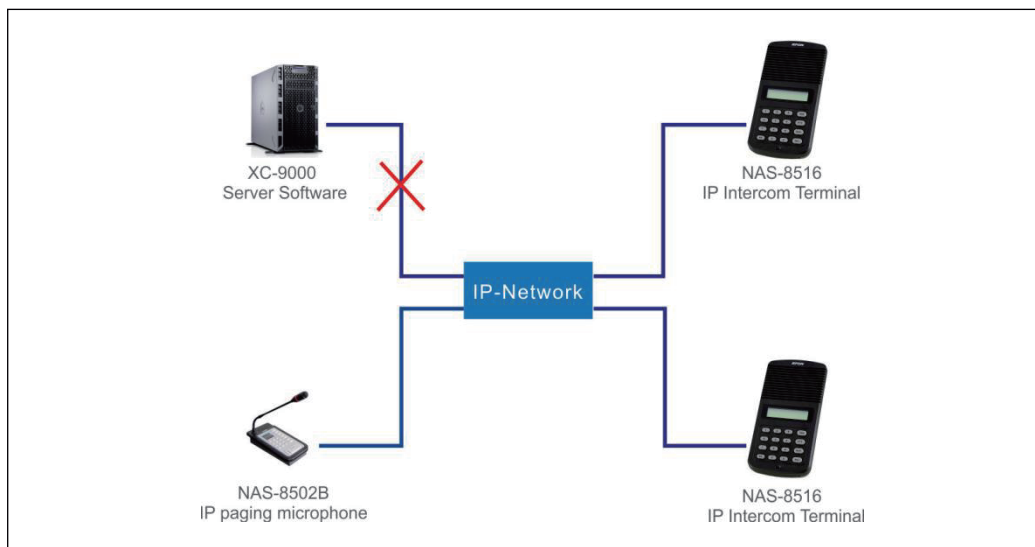
## Application 1

IP intercom terminal NAS-8516 with alarm input and output interface , the alarm input can be connected with external alarm button which is used for triggering the alarm task pre-set on the server software ; The alarm output can be connected with external alarm light or electronic door lock which can be triggered by the IP paging mic to trigger the alarm light or unlock remotely.



## Application 2

IP intercom terminal NAS-8516 can initiate or accept intercom without a server software, the offline call target need to be set on the terminal webpage.

**SPON**

Changsha SPON Communication Technology Co.,Ltd  
Address: SPON Industrial Park, Changsha, Hunan, China  
Tel: 86-0731-85570190  
Fax: 86-731-889-15786  
Mail: sales@spon.com.cn  
Http: //en.spon.com.cn/

