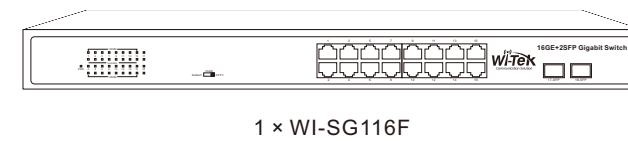


Installation Guide

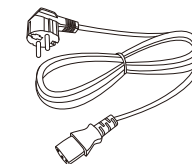
WI-SG105 | WI-SG108 | WI-SG116D | WI-SG124D | WI-SG116 | WI-SG124
 WI-SG116F | WI-SG124F | WI-SG148 | WI-SG310F | WI-SG324F

1. Package Contents

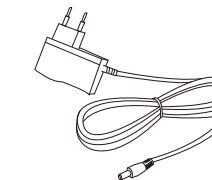
- 1.1 Take WI-SG116F as an example



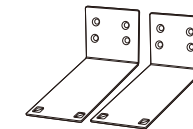
1 × WI-SG116F



1 × Power Cord



1 × Power adapter
(only for WI-SG105 WI-SG108)




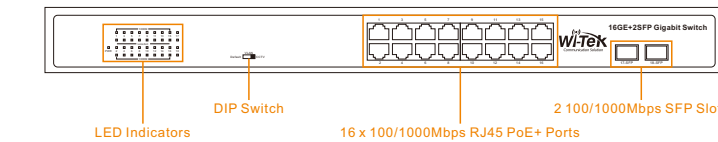
1 × Rack mount kit
(Except WI-SG105 WI-SG108)



1 × Installation guide

2. Hardware Introduction

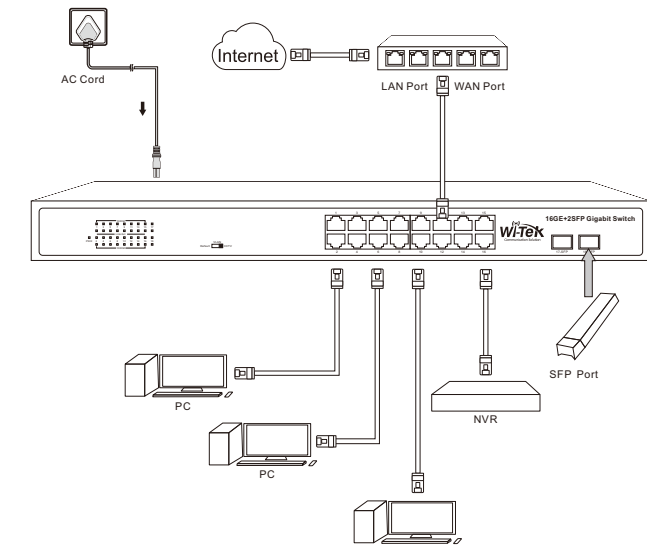
- 2.1 Front Panel



WI-SG116F	
DIP Switch Description	
Default	The transmission distance of PoE port can be up to 100m with 100Mbps.
VLAN	All downlink ports are isolated from each other, but can communicate with uplink ports.
CCTV	CCTV mode is to ensure voice and video applications remain clear and lag-free.
LED Light	
PWR (Power indicator)	Off: the device is power off or failed On: the device power on is normal
Link/Act Indicator	Off: ports link down On: ports link up Blinking: data on TX/RX
1000Mbps indicator	Off: The negotiate speed is 10/100Mbps, not 1000Mbps On: The negotiate speed is 1000Mbps and ports link up Blinking: The negotiate speed is 1000Mbps and data on TX/RX

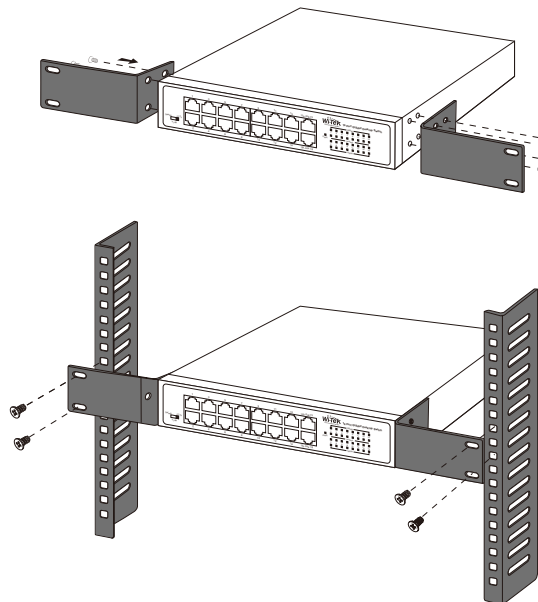
Model	Interface	Power Supply	Default Mode	VLAN Mode	CCTV Mode
WI-SG105	5 100/1000Mbps RJ45 Ports	DC IN 5V/0.5A	×	×	×
WI-SG108	8 100/1000Mbps RJ45 Ports	DC 12V/1A	√	√	×
WI-SG116D	16 100/1000Mbps RJ45 Ports	AC IN: 100-240V	√	√	√
WI-SG124D	24 100/1000Mbps RJ45 Ports	AC IN: 100-240V	√	√	√
WI-SG116	16 100/1000Mbps RJ45 Ports	AC IN: 100-240V	√	√	√
WI-SG124	24 100/1000Mbps RJ45 Ports	AC IN: 100-240V	√	√	√
WI-SG116F	16 100/1000Mbps RJ45 Ports 2 100/1000Mbps SFP Slots	AC IN: 100-240V	√	√	√
WI-SG124F	24 100/1000Mbps RJ45 Ports 2 100/1000Mbps SFP Slots	AC IN: 100-240V	√	√	√
WI-SG310F	8 10/100/1000Mbps RJ45 Ports 8 1000Mbps SFP Slots	DC 12V/1A	×	×	×
WI-SG324F	16 100/1000Mbps RJ45 Ports 16 1000Mbps SFP Slots	AC IN: 100-240V	×	×	×
WI-SG148	48 100/1000Mbps RJ45 Ports	AC IN: 100-240V	×	×	×

3. Hardware Installation



4. Installation


- Rack-mounted installation (Except WI-PS105 and WI-PS108)



Warranty Card

Username	
Address	
Telephone No.	
Purchase Shop	
Purchase Address	
Product Model No.	
Purchase Time	
Serial No.	
Dealer Signature	

• If the product defects within three months after purchase, we will provide you a new product of the same model.
 • If the product defects within the three-year warranty period, we will provide the professional maintenance service.
 Proof of purchase and a complete product serial number are required to receive any services guaranteed as part of the limited warranty.
 Any other defects that are not caused by workmanship or product quality, such as natural disaster, water damage, extreme thermal or environmental conditions, sticker damaged, warranty card losing will disqualify the product from limited warranty.



Wireless-Tek Technology Limited
 Address: Biaofang Technology Building 402, Bao'an street,
 Baoan District, Shenzhen City, Guangdong, China
 Website: www.wireless-tek.com
 Tel: 86-0755-32811290
 Email: sales@wireless-tek.com
 Technical Support: tech@wireless-tek.com